

Summary

Order Reference: amarshall@lsh.co.uk | Report as of: 23/03/2022 | using Currency as GBP

TREVASE LIMITED

Tradestyle(s): Timber Craft Kitchens

ACTIVE **SINGLE LOCATION**

Address: 18 Alexandra Road, CLEVEDON, BS21
7QH, United Kingdom

Phone: 01275 872431

D-U-N-S: 76-959-0548

Registration Number: 02623455

In Portfolio: No

Failure Score 70 (No change since last month)	Delinquency Score 99 (No change since last month)	Age of Business 30 years 1992 Year Started	Employees 18 18 (here)
---	---	--	--

Company Profile

D-U-N-S
76-959-0548

Legal Form
Private Limited Liability Company

Date of Registration
24/06/1991

Telephone
01275 872431

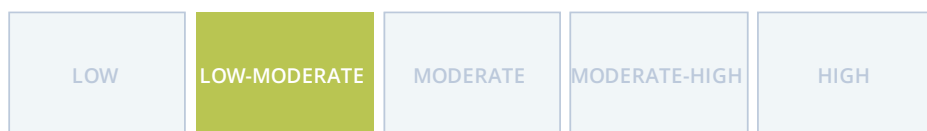
Website
www.timbercraft.co.uk

Email
sales@timbercraft.co.uk

Employees
18
Age (Year Started)
30 years (1992)

Risk Assessment

Overall Business Risk



Maximum Credit Recommendation


£ 46,000

Dun & Bradstreet Thinks...

- Overall assessment of this organisation over the next 12 months: **STABLE CONDITION**
- Based on the predicted risk of failure: **HIGH LIKELIHOOD OF CONTINUED OPERATIONS**
- Based on the predicted risk of severely delinquent payments: **VERY LOW POTENTIAL FOR SEVERELY DELINQUENT PAYMENTS**

The recommended limit is based on a low to moderate risk of business failure.

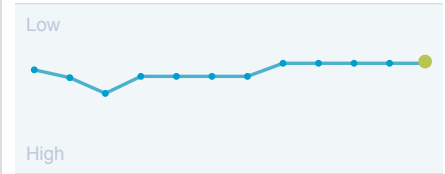
Failure Score Formerly Financial Stress Score




Company's risk level is: **LOW-MODERATE**

Probability of failure over the next 12 months: **0.30 %**

Past 12 Months




Delinquency Score Formerly Commercial Credit Score



Company's risk level is: **LOW**

Probability of delinquency over the next 12 months: **1.53 %**

Past 12 Months



D&B Rating

Current Rating as of 20/02/2022

Financial Strength

A : £ 350,000 to £ 699,999 in Tangible Net Worth or Equity

Risk Indicator

2 : Lower than Average Risk

This Company's Current Tangible Net Worth: **£ 498,530**

Previous Rating

Financial Strength

A : £ 350,000 to £ 699,999 in Tangible Net Worth or Equity

Risk Indicator

3 : Higher than Average Risk

The scores and ratings included in this report are designed as a tool to assist the user in making their own credit related decisions, and should be used as part of a balanced and complete assessment relying on the knowledge and expertise of the reader, and where appropriate on other information sources. The score and rating models are developed using statistical analysis in order to generate a prediction of future events. Dun & Bradstreet monitors the performance of thousands of businesses in order to identify characteristics common to specific business events. These characteristics are weighted by significance to form rules within its models that identify other businesses with similar characteristics in order to provide a score or rating.

Dun & Bradstreet's scores and ratings are not a statement of what will happen, but an indication of what is more likely to happen based on previous experience. Though Dun & Bradstreet uses extensive procedures to maintain the quality of its information, Dun & Bradstreet cannot guarantee that it is accurate, complete or timely, and this may affect the included scores and ratings. Your use of this report is subject to applicable law, and to the terms of your agreement with Dun & Bradstreet.

[Legal Events](#)

[Trade Payments](#)

Events	Occurrences	Last Filed
Insolvency	No	-
Court Judgements	0	-
Mortgages and Charges	2	17/12/2014
Public Filings	No	-

Highest Past Due

£ 0

Highest Now Owing
£ 1,000

Total Trade Experiences
2

Largest High Credit
£ 2,500

Ownership

This company is a **Single Location**

People

Current Principals

1

New Appointments

0

Resignations

0

Closures

1

Executive Leadership

Paul Ruddick, *Director*

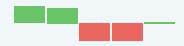
Financial Overview

Source: D&B

Balance Sheet Fiscal (individual) 31/12/2020	Amount (In Single Units)	Last 5 Years
Tangible Net Worth:	£ 498,530	
Current Assets:	£ 384,545	
Total Fixed Assets:	£ 452,953	
Total Current Liabilities:	£ 237,015	
Long Term Liabilities:	£ 101,953	

Net Current Assets (Liabilities):

£ 147,530



Key Business Ratios

Ratio for the Business

Current Ratio:	1.60
Acid Test:	1.40
Current Liabilities / Net Worth (%):	47.50

Country/Regional Insight

United Kingdom



Risk Category

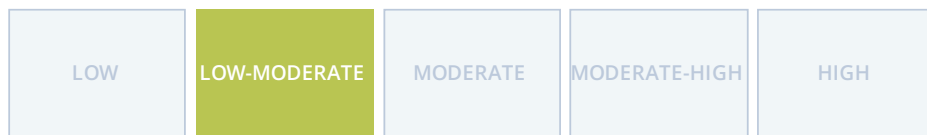


Sanctions and energy import bans on Russia hinder the short-and-medium-term outlook via further pressure on already-elevated prices and supply chain disruptions; we have downgraded our rating.

Risk Assessment

D&B Risk Assessment

Overall Business Risk



Maximum Credit Recommendation


£ 46,000

Dun & Bradstreet Thinks...

- Overall assessment of this organisation over the next 12 months: **STABLE CONDITION**
- Based on the predicted risk of failure: **HIGH LIKELIHOOD OF CONTINUED OPERATIONS**
- Based on the predicted risk of severely delinquent payments: **VERY LOW POTENTIAL FOR SEVERELY DELINQUENT PAYMENTS**

The recommended limit is based on a low to moderate risk of business failure.

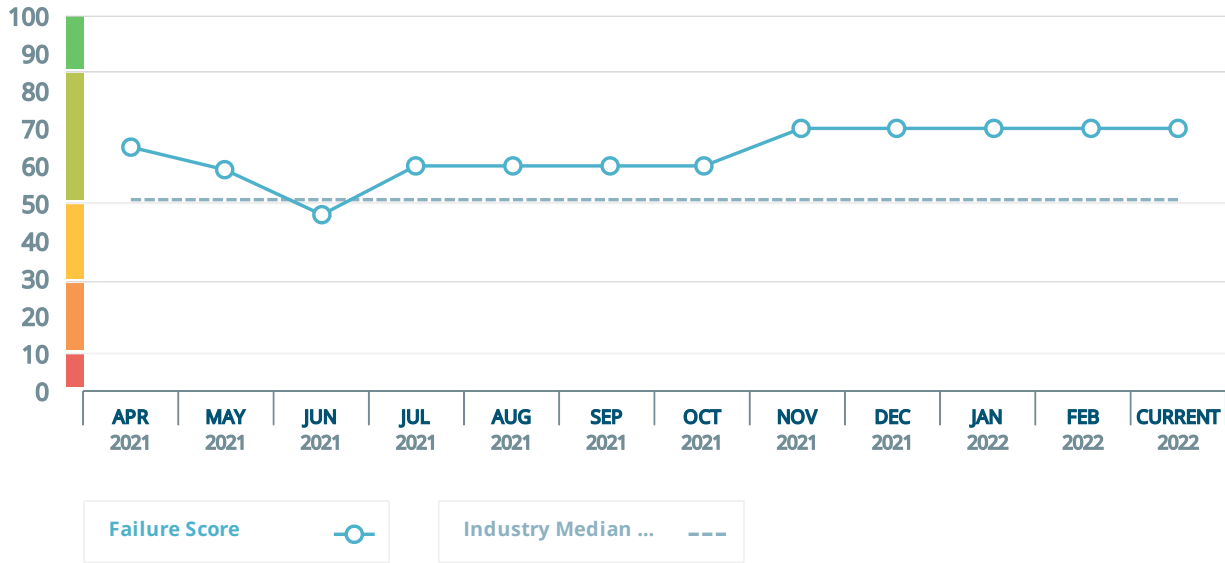
Failure Score Formerly Financial Stress Score




- There are few or no insolvency events associated with the Principals of this business.
- There have been no insolvency events associated to this business
- The total liabilities to net worth ratio (calculated from the accounts made up to 31/12/2020) is strong.
- There are no outstanding Judgements or Scottish Decrees associated with this business.

Level of Risk Low-Moderate	Raw Score 1465	Probability of Failure 0.30%	Industry Average 1.31%
--------------------------------------	--------------------------	--	----------------------------------

Business and Industry Trends

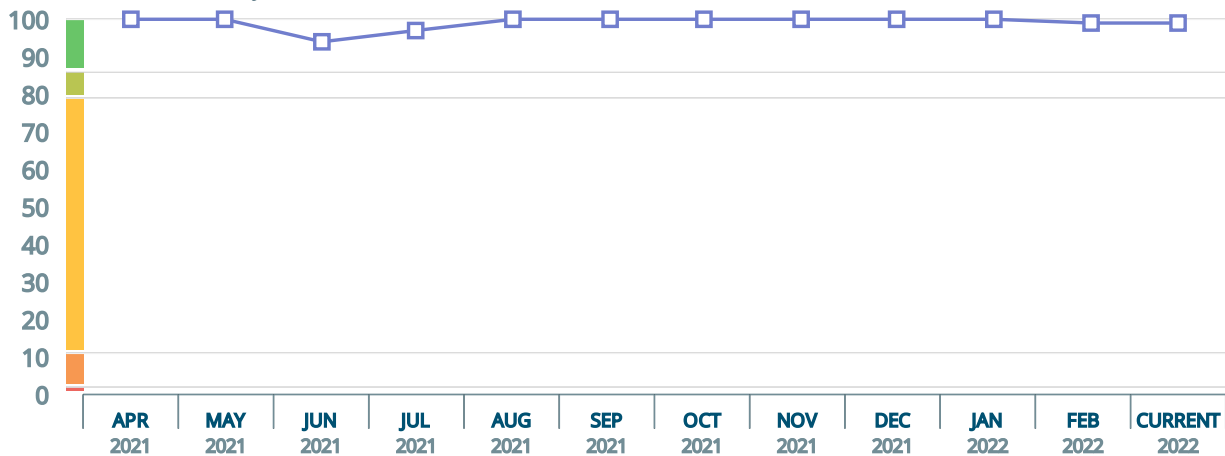


Delinquency Score Formerly Commercial Credit Score



Level of Risk Low	Raw Score 579	Probability of Delinquency 1.53%
-----------------------------	-------------------------	--

Business and Industry Trends



D&B Rating

Current Rating as of 20/02/2022

Previous Rating

Financial Strength

A : £ 350,000 to £ 699,999 in Tangible Net Worth or Equity

Risk Indicator

2 : Lower than Average Risk

Financial Strength

A : £ 350,000 to £ 699,999 in Tangible Net Worth or Equity

Risk Indicator

3 : Higher than Average Risk

This Company's Current Tangible Net Worth: **£ 498,530**


COVID Index

Covid Index Summary

The COVID-19 pandemic has impacted performance in every country and resulted in government-imposed restrictions and changes in consumer behavior in an attempt to control the spread and protect human life. D&B has added the COVID Index analytics to take in the data sources related to those disruptions including health and employment data worldwide to provide you with actionable insights. These indices provide a more expanded look at the operational capacity based on this broader, non-financial viewpoint of the market. Even though this is a non-predictive summary, it provides the best understanding of the disruption faced by this business across multiple dimensions - location, including corporate relationships, Industry, underlying finance strength and across the network of business partners.

Companies with a lower disruption to their operations are showing more promise of a rapid recovery while those with a higher rate of disruption in one or more areas may experience prolonged challenges as a result of the disruption.

Overall COVID Index



This index represents a percentile rank of all businesses within the country. It is an assessment of the expected overall impact of the Covid-19 virus, based upon the Company Index and the combined Companies' Index of this business' supplier and customer trade network.

Company COVID Index

91

Best (100)

Worst (1)

This index represents a percentile rank of all businesses within the country. It is an assessment of the expected overall impact of the Covid-19 virus, based upon the Location Index, Industry Index and Financial Health Index.

Location Index

76

Best (100)

Worst (1)

This index represents a percentile rank of all businesses within the country. It ranks the disruption to the operating location of this company, including its family members, on key measures including:

- Tier Alert Level at District Level
- Number of confirmed cases by Regions
- Weekly changes of confirmed cases by Regions/Districts

Industry Index

72

Best (100)

Worst (1)

This index represents a percentile rank of all businesses within the country. It ranks the economic disruption of an industry sector based upon the following factors:

- GDP Forecast
- Changes in Employment
- Access to Goods & Materials
- Business Financial Performance
- Access to Finance & Trading Activity

Financial Health Index

90

Best (100)

Worst (1)

This index represents a percentile rank of all businesses within the country. It ranks this business financial strength based upon the following factors:

- Prediction of late payment habits
- Prediction of insolvency & liquidation risk

Trade Payments

Trade Payments Summary (Based on 24 months of data)

Overall Payment behaviour
- Days Beyond Terms

% of Trade Within Terms

100%

Highest Past Due

£ 0

Highest Now Owing:
£ 1,000

Total Trade Experiences:
2

Largest High Credit:
£ 2,500

Average High Credit:
£ 2,500

Trade Credit Analysis



Trade Payments By Credit Extended (Based on 12 months of data)

Range of Credit Extended (£)	Number of Payment Experiences	Total Value	% Within Terms	1 - 30 Days	31 - 60 Days	61 - 90 Days	91 + Days
100,000 & over	-	-	-	-	-	-	-
50,000 - 99,999	-	-	-	-	-	-	-
15,000 - 49,999	-	-	-	-	-	-	-
5,000 - 14,999	-	-	-	-	-	-	-
1,000 - 4,999	2	£ 5,000	100	-	-	-	-

Range of Credit Extended (£)	Number of Payment Experiences	Total Value	% Within Terms	1 - 30 Days	31 - 60 Days	61 - 90 Days	91 + Days
Less than 1,000	-	-	-	-	-	-	-

Legal Events

All public notice information has been obtained in good faith from the appropriate public sources.

Insolvency	Public Filings	Court Judgements	Mortgages and Charges
No Latest Filing: -	No Latest Filing: -	0 Most recent unsatisfied: -	2 Most recent unsatisfied: 17/12/2014

Events

Outstanding Charge - General Charge

Filing Date	17/12/2014
Date Registered	2014-12-20
Property Description	UNIT 3 FIVE C BUSINESS CENTRE CONCORDE DRIVE CLEVEDON T/NO AV191835 CONTAINS FIXED CHARGE. CONTAINS NEGATIVE PLEDGE.
Persons Entitled	NATIONAL WESTMINSTER BANK PLC

Outstanding Charge - General Charge

Filing Date	27/10/2014
Date Registered	2014-11-10
Property Description	CONTAINS FIXED CHARGE. CONTAINS FLOATING CHARGE. FLOATING CHARGE COVERS ALL THE PROPERTY OR UNDERTAKING OF THE COMPANY. CONTAINS NEGATIVE PLEDGE.
Persons Entitled	NATIONAL WESTMINSTER BANK PLC

Satisfied Charge - General Charge

Filing Date	01/12/2010
Description of amount	ALL MONIES DUE OR TO BECOME DUE FROM THE COMPANY TO THE CHARGEЕ ON ANY ACCOUNT WHATSOEVER
Charge Type Description	LEGAL MORTGAGE
Date Registered	2010-12-03
Property Description	F/H PROPERTY BEING UNIT 3, 5C BUSINESS CENTRE, STRODE ROAD, CLEVEDON T/NO AV191835 ALL PLANT AND MACHINERY OWNED BY THE BORROWER AND ITS INTEREST IN ANY PLANT AND MACHINERY. ALL FIXTURES AND FITTINGS ALL OTHER CHATTELS AND ALL BENEFITS IN RESPECT OF THE INSURANCES INCLUDING CLAIMS AND THE REFUND OF ANY PREMIUMS

Persons Entitled	SVENSKA HANDELSBANKEN AB (PUBL)
------------------	---------------------------------

Satisfied Charge - General Charge

Filing Date	01/09/2008
-------------	------------

Description of amount	ALL MONIES DUE OR TO BECOME DUE FROM THE COMPANY TO THE CHARGE UNDER THE TERMS OF THE AFOREMENTIONED INSTRUMENT CREATING OR EVIDENCING THE CHARGE
-----------------------	---

Charge Type Description	RENT DEPOSIT CHARGE
-------------------------	---------------------

Date Registered	2008-09-09
-----------------	------------

Property Description	THE DEPOSIT BALANCE
----------------------	---------------------

Persons Entitled	BLOCKFOIL GROUP LTD
------------------	---------------------

Special Events

There are no Special Events recorded for this business.

Corporate Linkage

Ownership

This company is a **Single Location**

Shareholders

Shareholder Name	Voting Percentage
Andrew Knight	11%
Anne Josephine Ruddick	10%
Paul Munro Ruddick	47%
Peter Munro Hill	8%
Philip Noble	12%
Richard Fost	11%

Company Profile

Company Overview

D-U-N-S
76-959-0548

Date of Registration
24/06/1991

Telephone
01275 872431

Website
www.timbercraft.co.uk

Email
sales@timbercraft.co.uk

Age (Year Started)
30 years (1992)

Business Registration

Registered Name	TREVASE LIMITED
Registered Address	UNIT 3 5C BUSINESS CENTRE, CONCORDE DRIVE, CLEVEDON, BS21 6UH, United Kingdom
Legal Form	Private Limited Liability Company
Registration Date	24/06/1991
Registration Number	02623455
Date Started	01/01/1992
Confirmation Statement Date	24/03/2021
Date of the Latest Financial Statement at the Registry	24/03/2021
Date Financial Statement Lodged	09/07/2021
Date of Latest Financial Statement included in the report	31/12/2020
Accounting Reference Date	31/12
Issued Share Capital	£ 680 made up of 280 Ordinary shares of £ 1.00 each 280 Ordinary shares of £ 1.00 each 120 Ordinary shares of £ 1.00 each

Business Activities And Employees

Business Information

Employees	18
Trade Style(s)	Timber Craft Kitchens

SIC Information

SIC Codes	Type	Source	SIC Description
47599	UK SIC 2007	Companies House	Retail sale of furniture, lighting equipment and other household articles (other than musical instruments) n.e.c., in specialised stores
43320	UK SIC 2007	D&B	Joinery installation
46470	UK SIC 2007	D&B	Wholesale of furniture, carpets and lighting equipment
1751	US SIC (1972)	D&B	Special trade contractors-carpentering
5021	US SIC (1972)	D&B	Wholesale-furniture

History

Change Type	Date Changed	Changed To	Changed From
Registered Address	19/03/2019	UNIT 3 5C BUSINESS CENTRE, CONCORDE DRIVE, CLEVEDON, BS21 6UH, United Kingdom	UNIT 3 CONCORDE DRIVE, CLEVEDON, ENGLAND, BS21 6UH, United Kingdom
Registered Address	28/02/2018	UNIT 3 CONCORDE DRIVE, CLEVEDON, ENGLAND, BS21 6UH, United Kingdom	21 EDWARD ROAD, CLEVEDON, NORTH SOMERSET, BS21 7DS, United Kingdom
Registered Address	22/09/2017	21 EDWARD ROAD, CLEVEDON, NORTH SOMERSET, BS21 7DS, United Kingdom	21 EDWARD ROAD, CLEVEDON, NORTH SOMERSET, United Kingdom
Registered Address	03/06/2004	21 EDWARD ROAD, CLEVEDON, NORTH SOMERSET, United Kingdom	21 EDWARD ROAD, CLEVEDON STREET, NORTH SOMERSET, BS21 7DS, United Kingdom
Registered Address	30/05/2002	21 EDWARD ROAD, CLEVEDON STREET, NORTH SOMERSET, BS21 7DS, United Kingdom	21 EDWARD ROAD, CLEVEDON TREET, AVON, BS21 7DS, United Kingdom
Registered Address	10/07/1993	21 EDWARD ROAD, CLEVEDON TREET, AVON, BS21 7DS, United Kingdom	WATERLOO HOUSE, WATERLOO STREET, CLIFTON, BRISTOL BS8, United Kingdom

Principals

Current Principals	New Appointments	Resignations	Linked to Closures
1	0 (in the last 12 months)	0 (in the last 12 months)	1

TOP-FIVE-PRINCIPALS

MR Paul Munro Ruddick	01 Jan 2017 - Current
MR Andrew Knight	01 Jul 2014 - 07 Nov 2020
Philip Noble	30 Jun 2004 - 15 Sep 2020
MRS Anne Ruddick	01 Aug 2000 - 22 Mar 2019
DR Stephen Munro Ruddick Bsc Mba	01 Aug 2000 - 28 Dec 2016

CURRENT PRINCIPALS

MR Paul Munro Ruddick
Director

 [LinkedIn Profile](#)

Date Appointed	01/01/2017
Address	Unit 3 5c Business Centre, Concorde Drive, BS21 6UH, Clevedon
Date of Birth	11/1973 (Age - 48 Years)
Nationality	British
Occupation	Managing Director

PREVIOUS PRINCIPALS

MR Andrew Knight

Director

 [LinkedIn Profile](#)

Date Appointed	01/07/2014
Date Resigned	07/11/2020
Address	Unit 3 5c Business Centre, Concorde Drive, BS21 6UH, Clevedon
Date of Birth	07/1955 (Age - 66 Years)
Nationality	British
Occupation	Company Director

Associations

AKK LIMITED 30 Sep 2008 - Current
Out of Business Favourable

Philip Noble

Director

 [LinkedIn Profile](#)

Date Appointed	30/06/2004
Date Resigned	15/09/2020
Address	Unit 3 Five C Business Centre, Concorde Drive, BS21 6UH, Clevedon
Date of Birth	02/1969 (Age - 53 Years)
Nationality	British
Occupation	Installation Director

MRS Anne Ruddick

Financial Director

 [LinkedIn Profile](#)

Date Appointed	01/08/2000
Date Resigned	22/03/2019
Address	Unit 3 Five C Business Centre, Concorde Drive, BS21 6UH, Clevedon
Nationality	British

DR Stephen Munro Ruddick Bsc Mba

Managing Director

[LinkedIn Profile](#)

Date Appointed	01/08/2000
Date Resigned	28/12/2016
Address	Unit 3 Five C Business Centre, Concorde Drive, BS21 6UH, Clevedon
Date of Birth	07/1944 (Age - 77 Years)
Nationality	British
Occupation	Managing Director

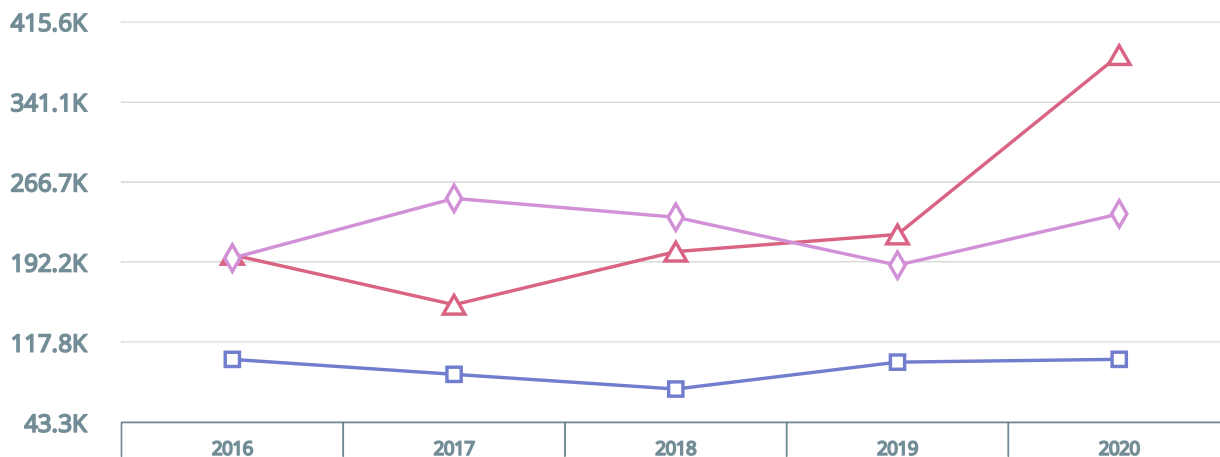
Financials

Overview

Source: D&B | Currency: All figures shown in GBP unless otherwise stated

Financial Statement Comparison

The values displayed below are for the subject company.



Total Current Lia...

Long Term Liabili...

Total Current Ass...

	Individual 31/12/2020 In Single Units	Individual 31/12/2019 In Single Units	Individual 31/12/2018 In Single Units	Individual 31/12/2017 In Single Units	Individual 31/12/2016 In Single Units
Equity Shareholders Funds	498,530	398,902	372,865	306,157	413,017
Tangible Net Worth	498,530	398,902	372,865	306,157	413,017
Total Fixed Assets	452,953	469,669	479,135	492,936	511,873
Total Assets	837,498	687,582	681,112	645,595	710,858
Total Current Assets	384,545	217,913	201,977	152,659	198,985
Total Current Liabilities	237,015	189,347	233,903	251,438	195,941
Net Current Assets (Liabilities)	147,530	28,566	(31,926)	(98,779)	3,044
Employees *	18	18	-	-	-

* = In Single Units

Financial Notes / Opinions

Year	Unfavourable	Financial Notes / Opinions
2020	No	
2019	No	
2018	No	
2017	No	
2016	No	

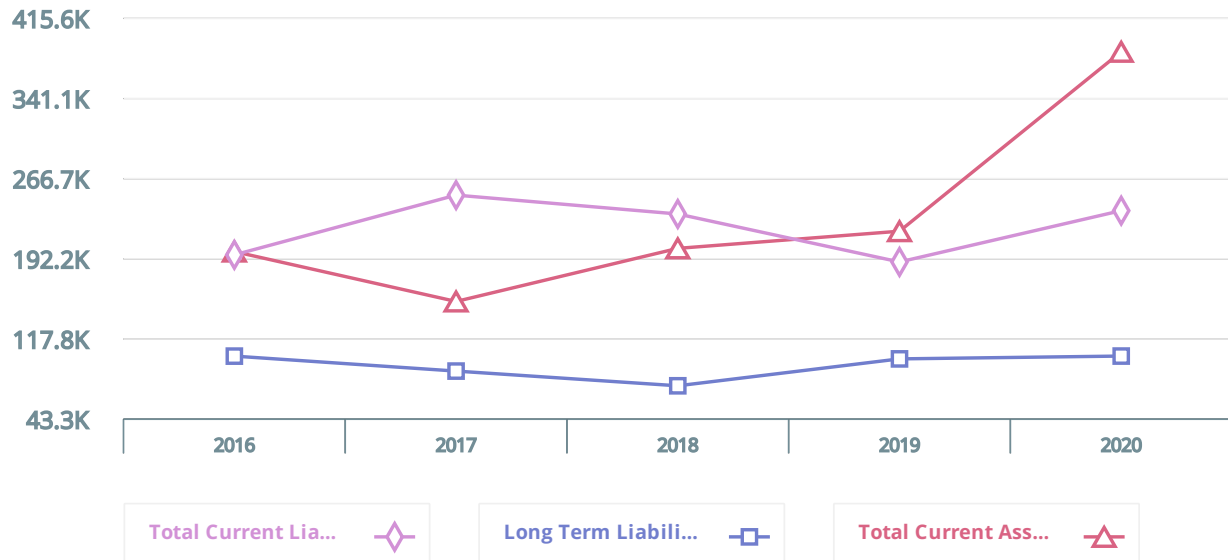
Balance Sheet

Source: D&B | Currency: All figures shown in GBP unless otherwise stated

Financial Statement Comparison

The values displayed below are for the subject company.

Annual



Assets	Individual 31/12/2020 In Single Units	Individual 31/12/2019 In Single Units	Individual 31/12/2018 In Single Units	Individual 31/12/2017 In Single Units	Individual 31/12/2016 In Single Units
FIXED ASSETS					
Total Tangible Fixed Assets	452,953	469,669	479,135	492,936	511,873
Land & Buildings	363,507	368,707	373,907	379,107	384,307
Fixtures And Equipment	89,446	100,962	105,228	113,829	127,566
Total Fixed Assets	452,953	469,669	479,135	492,936	511,873
Stock & Work In Progress	51,807	32,626	35,558	40,448	39,485

Assets	Individual 31/12/2020 In Single Units	Individual 31/12/2019 In Single Units	Individual 31/12/2018 In Single Units	Individual 31/12/2017 In Single Units	Individual 31/12/2016 In Single Units
Debtors & Prepayments	43,615	45,519	69,117	60,372	59,398
Trade Debtors	27,296	23,172	33,762	23,175	20,487
TOTAL CURRENT ASSETS					
Other Receivables	16,319	22,347	35,355	37,197	38,911
Cash at Bank / In Hand	289,123	139,768	97,302	51,839	100,102
Total Current Assets	384,545	217,913	201,977	152,659	198,985
Liabilities	Individual 31/12/2020 In Single Units	Individual 31/12/2019 In Single Units	Individual 31/12/2018 In Single Units	Individual 31/12/2017 In Single Units	Individual 31/12/2016 In Single Units
TOTAL CURRENT LIABILITIES					
Trade Creditors	70,311	64,687	83,897	112,045	101,819
Bank Loans & Overdrafts	18,120	17,949	13,953	13,603	12,961
Tax & Social Security	40,232	34,316	55,479	49,395	47,291
Other Current Liabilities	108,352	72,395	80,574	76,395	33,870
Total Current Liabilities	237,015	189,347	233,903	251,438	195,941
Net Current Assets (Liabilities)	147,530	28,566	(31,926)	(98,779)	3,044
Total Assets less Current Liabilities	600,483	498,235	447,209	394,157	514,917
Bank & Other Loans	90,404	99,333	74,344	88,000	101,900
Deferred Taxation	11,549	-	-	-	-
Total Long Term Liabilities	101,953	99,333	74,344	88,000	101,900
Net Assets	498,530	398,902	372,865	306,157	413,017
Net Worth / Shareholders' Funds	Individual 31/12/2020 In Single Units	Individual 31/12/2019 In Single Units	Individual 31/12/2018 In Single Units	Individual 31/12/2017 In Single Units	Individual 31/12/2016 In Single Units
Issued Share Capital	680	680	680	680	680
Share Premium Account	4,185	4,185	4,185	4,185	4,185
Retained Profit / (Loss) Reserve	493,665	394,037	368,000	301,292	408,152
Total Equity Shareholders' Funds	498,530	398,902	372,865	306,157	413,017
Tangible Net Worth	498,530	398,902	372,865	306,157	413,017
Balance Sheet Notes	Individual 31/12/2020 In Single Units	Individual 31/12/2019 In Single Units	Individual 31/12/2018 In Single Units	Individual 31/12/2017 In Single Units	Individual 31/12/2016 In Single Units

Balance Sheet Notes	Individual 31/12/2020 In Single Units	Individual 31/12/2019 In Single Units	Individual 31/12/2018 In Single Units	Individual 31/12/2017 In Single Units	Individual 31/12/2016 In Single Units
Total Operating Lease Commitments	313,004	363,267	-	581,911	-
Operating Lease Commitments - Plant & Machinery (or other)	313,004	363,267	-	581,911	-

Profit And Loss Accounts

Source: D&B | Currency: All figures shown in GBP unless otherwise stated

Financial Statement Comparison

Profit and Loss Notes	Individual 31/12/2020 In Single Units	Individual 31/12/2019 In Single Units	Individual 31/12/2018 In Single Units	Individual 31/12/2017 In Single Units	Individual 31/12/2016 In Single Units
Total Depreciation and Amortisation	16,387	16,461	-	-	-

*=Full Value

Cash Flow

D&B currently has no financial information on file for this company

Financial Ratios

Source: D&B | Currency: All figures shown in GBP unless otherwise stated

Profitability	31/12/2020	31/12/2019	31/12/2018	31/12/2017	31/12/2016
Acid Test (x)	1.4	1.0	0.7	0.4	0.8
Current Ratio (x)	1.6	1.2	0.9	0.6	1.0
Solvency Ratio (x)	68.0	72.4	82.7	110.9	72.1
Fixed Assets / Networth (%)	90.9	117.7	128.5	161.0	123.9
Financial Status	31/12/2020	31/12/2019	31/12/2018	31/12/2017	31/12/2016
Current Liabilities / Networth (%)	47.5	47.5	62.7	82.1	47.4
Current Liabilities / Stocks (%)	457.5	580.4	657.8	621.6	496.2

Financial Status	31/12/2020	31/12/2019	31/12/2018	31/12/2017	31/12/2016
Capital / Employee *	33.4	27.7	-	-	-

Growth Rates (%)					
	2020 vs 2019	2019 vs 2018	2018 vs 2017	2017 vs 2016	
Number of Employees	0	0	0	0	
Current Assets	76.47	7.89	32.31	(23.28)	
Total Current Liabilities	25.17	(19.05)	(6.97)	28.32	
Total Assets less Current Liabilities	20.52	11.41	13.46	(23.45)	
Net Current Assets (Liabilities)	416.45	189.48	67.68	(3,345.04)	
Long Term Liabilities	2.64	33.61	(15.52)	(13.64)	
Net Assets	24.98	6.98	21.79	(25.87)	

Registry Info

General Info		
Registration Number 02623455	Registered Address UNIT 3 5C BUSINESS CENTRE CONCORDE DRIVE CLEVEDON, BS21 6UH United Kingdom	Registration Date 24/06/1991

This information may not be reproduced in whole or in part by any means of reproduction.