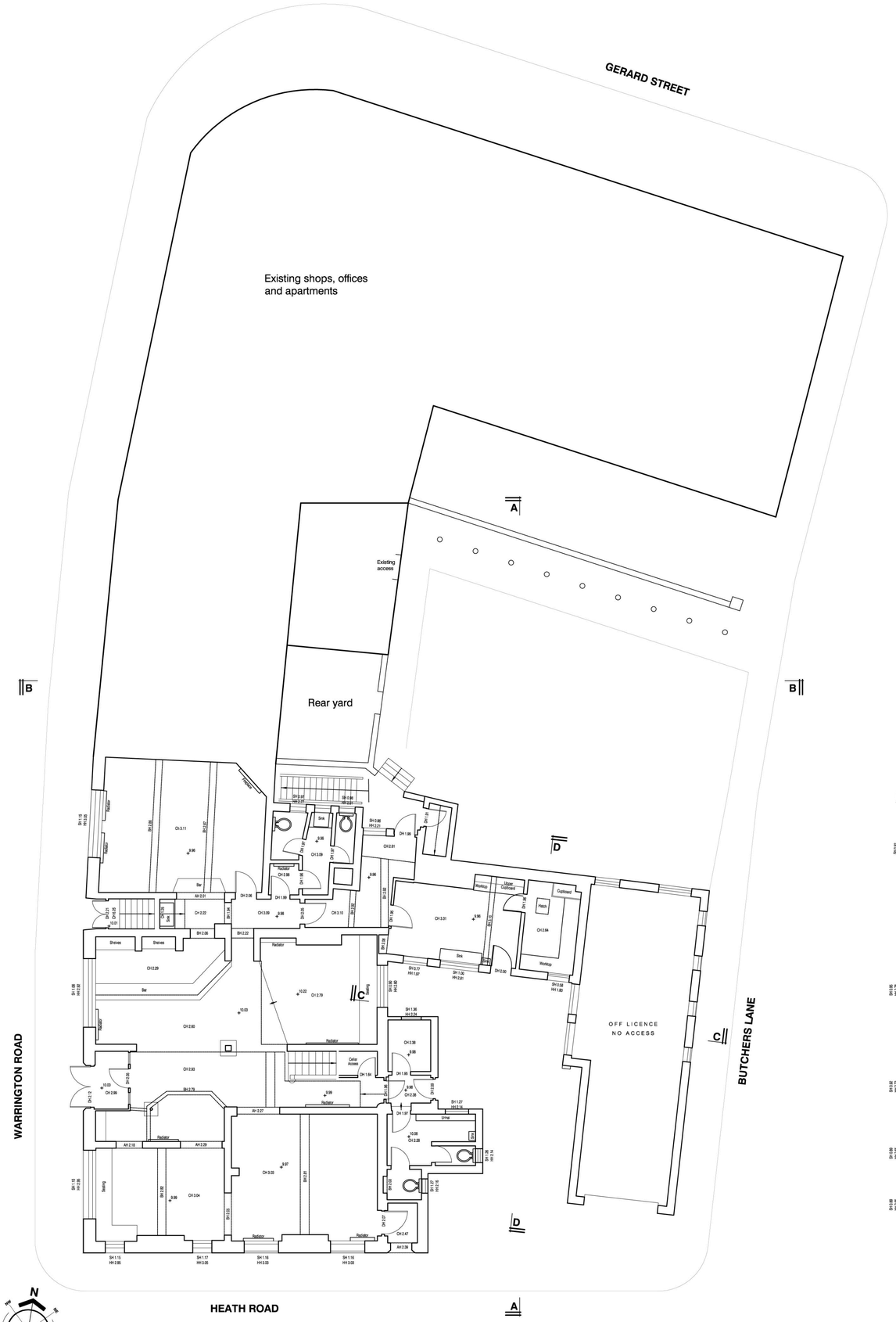

GROUND FLOOR PLAN

Scale 1:100

FIRST FLOOR PLAN

FIRST FLOOR PLAN

Scale 1:100

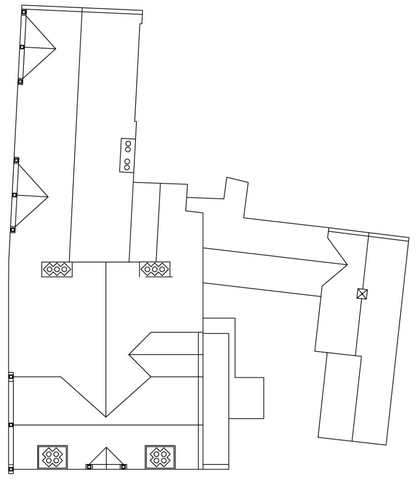

ROOF PLAN

Scale 1:200

Abbreviations:

Floor Plans

C'BD	Cupboard
H/D	Hand Dryer
HTR	Heated Towel Rail
	Direction of Step/Ramp Rise
AH	Arch Height
BH	Beam Soffit
CH	Ceiling Height
DH	Door Height
FCH	False Ceiling Height
SH	Sill Height
SpH	Arch Springing Height
HH	Head Height

(Heights are measured above the Floor)

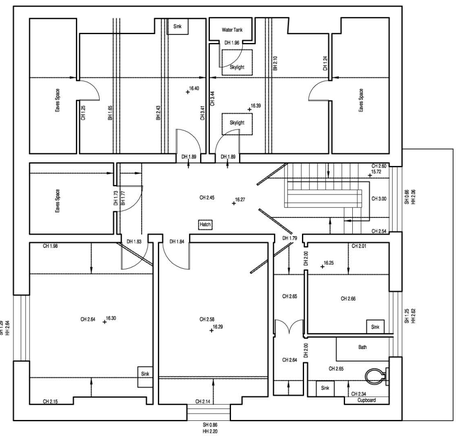

SECOND FLOOR PLAN

SECOND FLOOR PLAN

Scale 1:100

COPYRIGHT © Schafer Associates Ltd. This drawing and the copyright in it is the property of Schafer Associates Ltd, Chartered Architects, and must not be copied or reproduced without written permission. It should not be used for any purpose other than that inferred by its status upon issue, and must be returned whenever requested by the Architect. Drawings, particularly house type drawings, must not be re-used on other sites without the prior written permission of the Architect.

DRAWINGS, DIMENSIONS AND DISCREPANCIES This drawing should not be scaled. Contractors should use only figured dimensions which should always be checked on site prior to undertaking any works. This drawing should be read in conjunction with all other relevant drawings and specifications prepared by the Architect and other consultants. Any discrepancies should be reported to the Architect immediately.

revisions

Schafer Associates | Chartered Architects
56 Belvedere Road, Ashton-in-Makerfield, Lancashire, WN4 8RU.
t 01942-717300
e info@schaferassociates.co.uk
w www.schaferassociates.co.uk
RIBA Chartered Practice

scale 1:100 + 1:200 @A1
date Sep 2017
drawn sph

job
THE FLEECE HOTEL, ASHTON-IN-MAKERFIELD.
PROPOSED RESIDENTIAL DEVELOPMENT

drawing title
EXISTING PLANS

Schafer Associates
Chartered Architects

job number	work stage	drawing number	revision
1148	D	01	-